

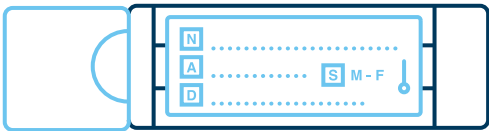
FAST FACTS

FIT for Administrators

BARRIERS

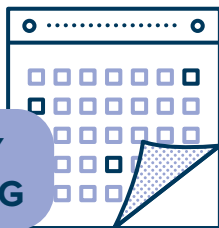
Be aware that patients may struggle to label the sample. Pre-label the sample if possible as new patients may struggle to do this correctly.

Some patients may worry about which bag to use or how to attach forms. Others may feel embarrassed.



CORRECT CONTAINER

Approximately 5-10% of FIT kits are rejected due to incorrect containers, incorrect labelling, or overfilling (Greater Manchester FIT Task and Finish group, June 2023).



SAFETY NETTING

Consider searching for and contacting patients who haven't returned their tests. Remind patients that they should always make another appointment if their symptoms don't resolve.

1

2

3

4

5



Recommended Course

Faecal Immunochemical Test

Get Started

Course Summary



1 CPD




FREE



1 Hr

SAMPLES

Patients may worry about the practicalities of collecting a sample or find it difficult. Take time to talk them through what to do.



Remember



There are a variety of resources in different formats and languages to support.

FIT RESULTS

Explain to patients how and when they will get their results and what to do next. Remember, the threshold for a screening FIT is much higher than the threshold for a symptomatic FIT. A patient with symptoms should not be reassured by a recent negative screening test and needs further assessment.

