

# NON-SITE-SPECIFIC CANCER SYMPTOMS

## THINK A-G

Supporting earlier & faster cancer diagnosis

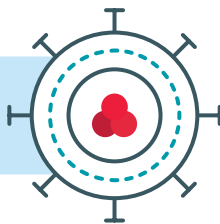
### ANY CONCERNING SYMPTOMS?

Concerning symptoms which do not fit into a clear site-specific suspected cancer pathway include:

- Weight loss
- Decreased appetite
- Nausea
- Bloating
- Vague abdominal pain >4 weeks
- Fatigue
- Night sweats
- Persistent or unexplained pain
- Abnormal radiology suggesting cancer (MUO)
- Anaemia
- Inguinal lymphadenopathy



**REMEMBER:** GP gut feeling and/or continued patient or family concern is important to note.



**A**

**B**

**C**

**D**


**E**

**F**

**G**

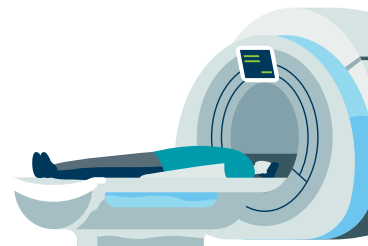
### BLOOD TESTS

Abnormal blood test results, such as anaemia or raised platelets, may trigger a suspected cancer pathway referral. Primary care professionals are asked to complete a series of pre-referral blood tests to rule out other causes of non-specific symptoms.



### CT SCAN

CT scan (thorax, abdomen, and pelvis) is a gold standard test. However, a negative CT scan does not exclude cancer and patients may be offered other tests.



### DON'T FORGET SAFETY-NETTING

It is important that patients return to their GP if symptoms persist, worsen, or change and that they understand the procedures for any pre-referral tests.



### FAECAL IMMUNOCHEMICAL TEST (FIT)

Primary care professionals are asked to send a FIT with all referrals. This helps triage patients to the most appropriate initial investigations.



### EXAMINATION

Physical examination can be critical to add clinical context to equivocal findings on imaging.



### GREATER MANCHESTER REFERRAL PROFORMA

- Please refer all patients using the Greater Manchester form
- Ensure the patient understands the reason for referral
- Include frailty information as this helps direct patients to the most appropriate investigation or assessment

### REFERRAL PROCESS FOR GREATER MCR

FIT

CT scan