

# IRON DEFICIENCY ANAEMIA

## THINK A-G

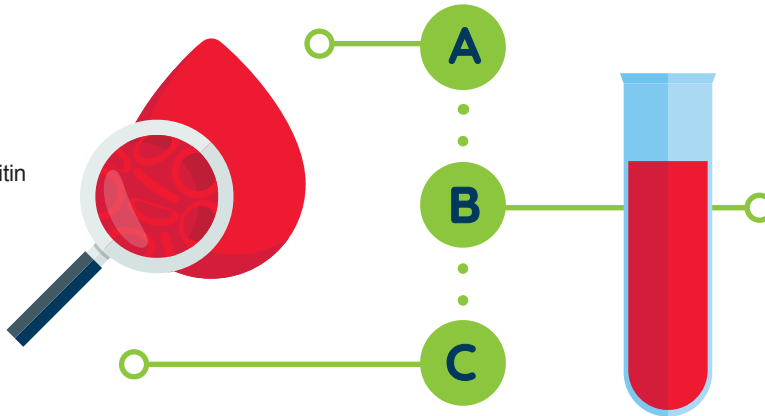


Supporting earlier & faster cancer diagnosis

### ANAEMIA

Anaemia can be caused by cancer.

Be alert to new-onset iron deficiency anaemia with evidence of low ferritin and haemoglobin.



### BLOOD TESTS

Arrange a Full Blood Count (FBC) if you suspect iron deficiency anaemia.

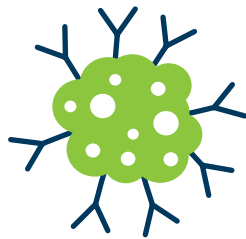
Remember: If results of the FBC show low haemoglobin and low mean cell volume (MCV) check the ferritin level.

### CONSIDER CANCER

Consider cancer in patients with new-onset iron deficiency anaemia.

Cancers of concern include:

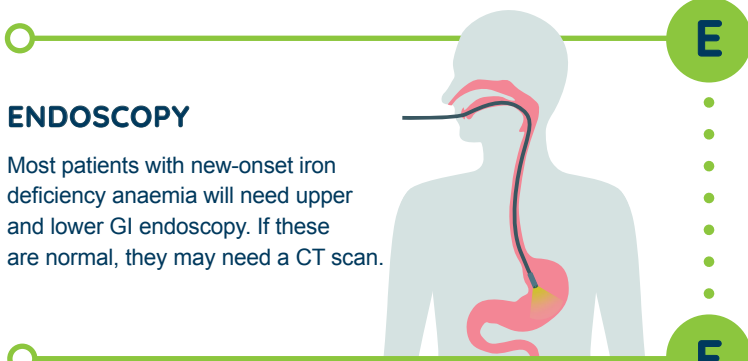
- Oesophageal-gastric
- Colorectal
- Renal cell carcinoma
- Lung



Refer to the Rapid Diagnostic Centre (RDC) if there are no red flags to suggest the site of a possible cancer.

### D DON'T FORGET URINALYSIS

A urine dipstick test will provide an indication of renal cancers.



### ENDOSCOPY

Most patients with new-onset iron deficiency anaemia will need upper and lower GI endoscopy. If these are normal, they may need a CT scan.

### F

### FIT

Complete a FIT if you diagnose new-onset iron deficiency anaemia. Send a FIT with all suspected cancer referrals.

**REMEMBER:** A negative FIT does not rule out colorectal cancer.

### G

### GREATER MANCHESTER REFERRAL PROFORMA

- Please refer all patients using the Greater Manchester form
- Ensure the patient understands the reason for referral
- Include frailty information as this helps direct patients to the most appropriate investigation or assessment

### REFERRAL PROCESS FOR GREATER MCR

- GM referral form
- Endoscopy
- FIT
- Urinalysis